

Scaled data based on original data using  
LM-79-08 Approved Method: Electrical and Photometric Measurements of Solid-  
State Lighting Products

Test Report Prepared for  
Cooper Lighting Solutions  
(formerly Eaton)

Brand: McGRAW-EDISON

Report Number: P385608

Luminaire Tested: **GWC-SA1A-830-U-SLR-HSS**

Issue Date: 3/3/2020

**Test Information**

Test Method: LM-79-08  
Report Number: P385608  
TEST IS SCALED FROM IESNA LM-79-08 TEST DATA (G2-1903-205-28)  
Test Lab: INNOVATION CENTER  
Issue Date: 3/3/2020  
Manufacturer: COOPER LIGHTING SOLUTIONS (FORMERLY EATON)  
Product Line: MCGRAW-EDISON  
Catalog Number: GWC-SA1A-830-U-SLR-HSS  
Description: GALLEON WALL LUMINAIRE  
(1) 80 CRI, 3000K, 615mA LIGHTSQUARE WITH 16 LEDS AND SPILL LIGHT  
ELIMINATOR RIGHT OPTICS WITH HOUSE SIDE SHIELD  
Light Source: -  
Ballast/Driver: ELECTRONIC DRIVER

**Summary**

Lumens per Lamp: N/A  
Luminaire Lumens: 2931 lumens  
Efficiency: N/A  
Efficacy: 86.2 lumens/watt  
Luminous Opening: Rectangular (W 0.5' x L: 0.5' x H: 0')  
IES Classification: Type IV - Medium  
BUG Rating: B0 - U0 - G1

Input Watts (W): 34  
Input Voltage (V): NR  
Input Current (Ain): NR  
Voltage Rise (V): NR  
Power Factor: NR  
Total Harmonic Distortion (THDi): NR  
Frequency (hertz): 60  
Stabilization Time: NR  
Operation Time: NR  
Ambient Temperature (°C): NR  
Test Distance: 24 FT

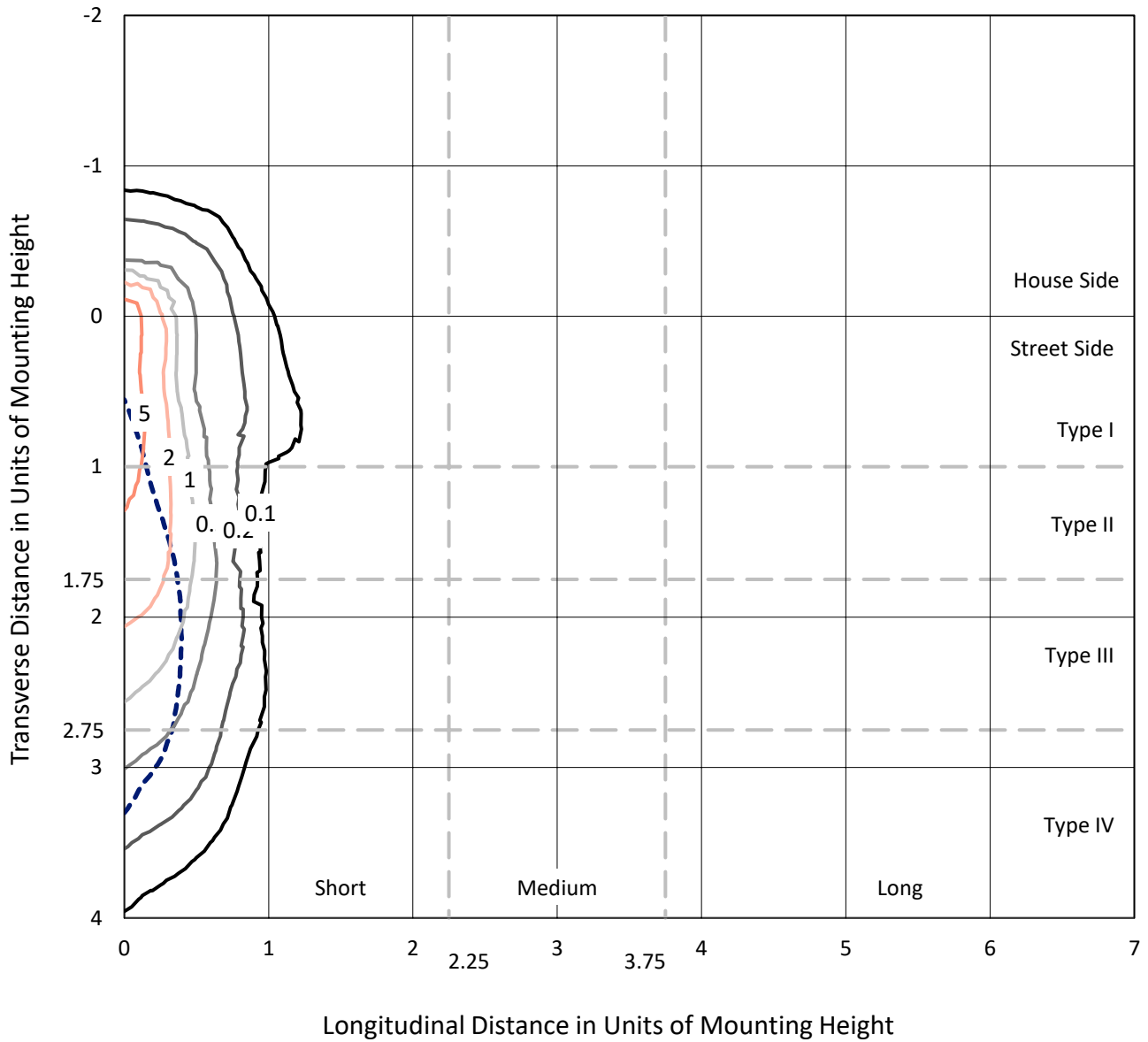




REPORT NUMBER: P385608  
 CATALOG NUMBER: GWC-SA1A-830-U-SLR-HSS

### Iso-Footcandle Lines of Horizontal Illumination

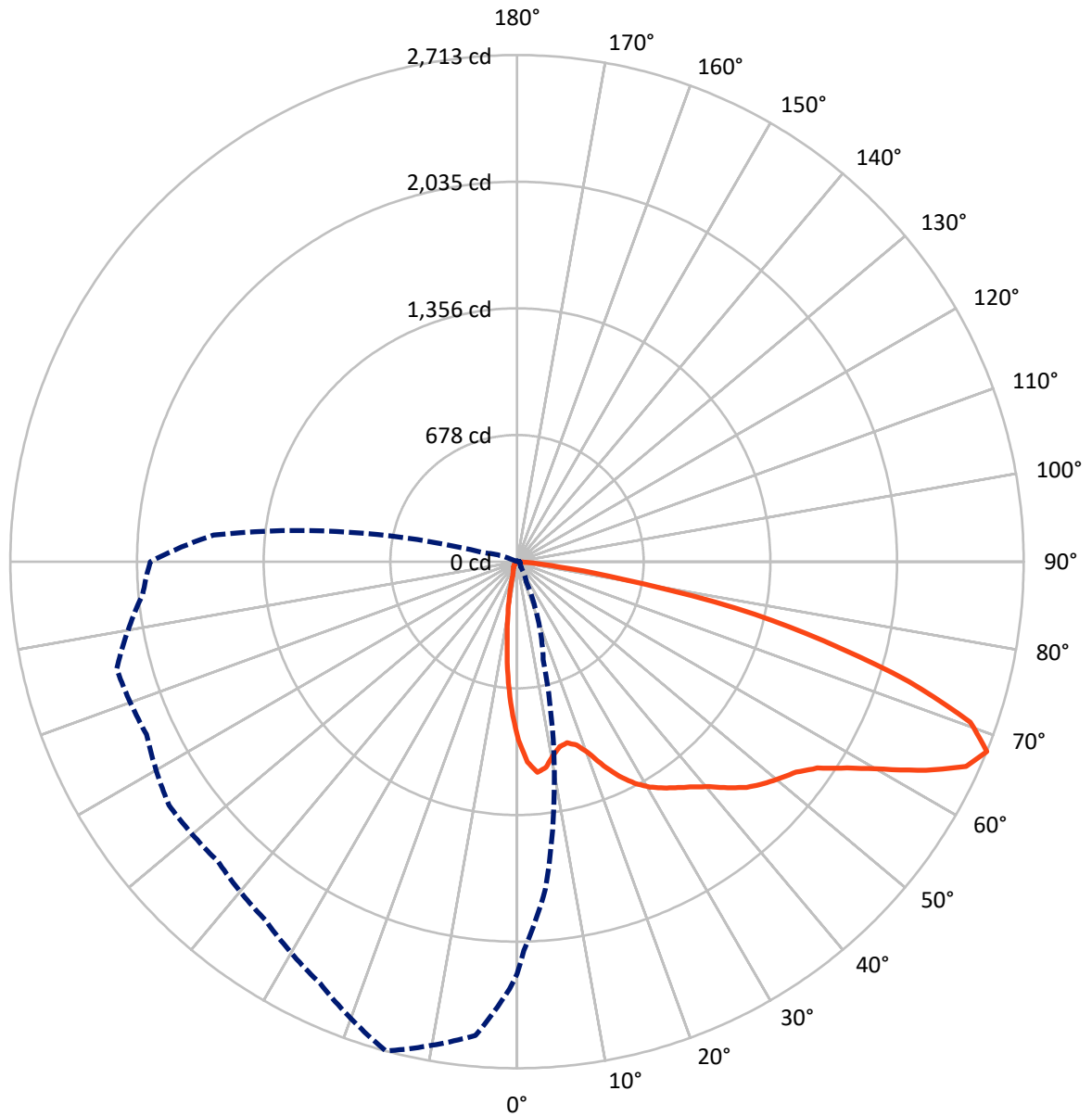
× Max cd  
 - - - 1/2 Max cd



Based on 10 foot mounting height. Maximum calculated value = 9.5 fc  
 Type IV - Medium - N/A

REPORT NUMBER: P385608  
CATALOG NUMBER: GWC-SA1A-830-U-SLR-HSS

### Luminous Intensity Polar Plot



— Vertical Plane Through 345-Deg Lateral    - - - Horizontal Cone Through 67.5-Deg Vertical

REPORT NUMBER: P385608

CATALOG NUMBER: GWC-SA1A-830-U-SLR-HSS

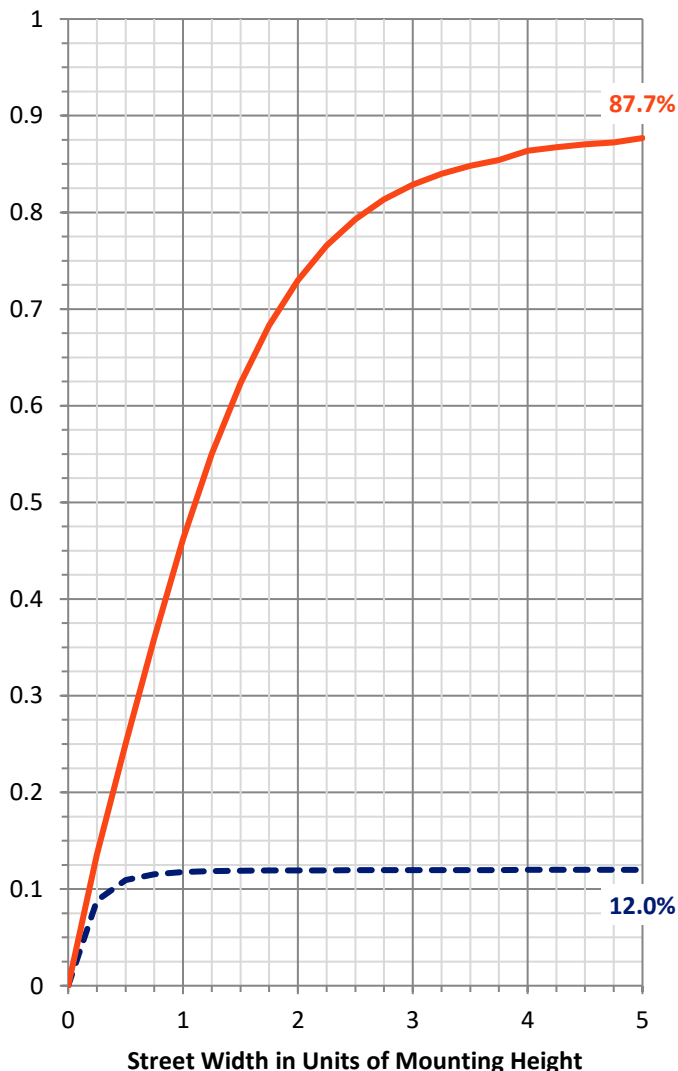
**FLUX DISTRIBUTION:**

		Downward	Upward	Total
<b>House Side</b>	Lumens	354.7	0.0	354.7
	% Fixture	12.1	0.0	12.1
<b>Street Side</b>	Lumens	2576.3	0.0	2576.3
	% Fixture	87.9	0.0	87.9
<b>Total</b>	Lumens	2931.0	0.0	2931.0
	% Fixture	100.0	0.0	100.0

**ZONAL LUMENS:**

Zone	Lumens	% Fixture
0°-10°	73.3	2.5
10°-20°	145.9	5.0
20°-30°	207.1	7.1
30°-40°	305.9	10.4
40°-50°	441.2	15.1
50°-60°	619.4	21.1
60°-70°	722.0	24.6
70°-80°	369.1	12.6
80°-90°	47.1	1.6
90°-100°	0.0	0.0
100°-110°	0.0	0.0
110°-120°	0.0	0.0
120°-130°	0.0	0.0
130°-140°	0.0	0.0
140°-150°	0.0	0.0
150°-160°	0.0	0.0
160°-170°	0.0	0.0
170°-180°	0.0	0.0
0°-90°	2931.0	100.0
0°-180°	2931.0	100.0

**Coefficient of Utilization**



REPORT NUMBER: P385608

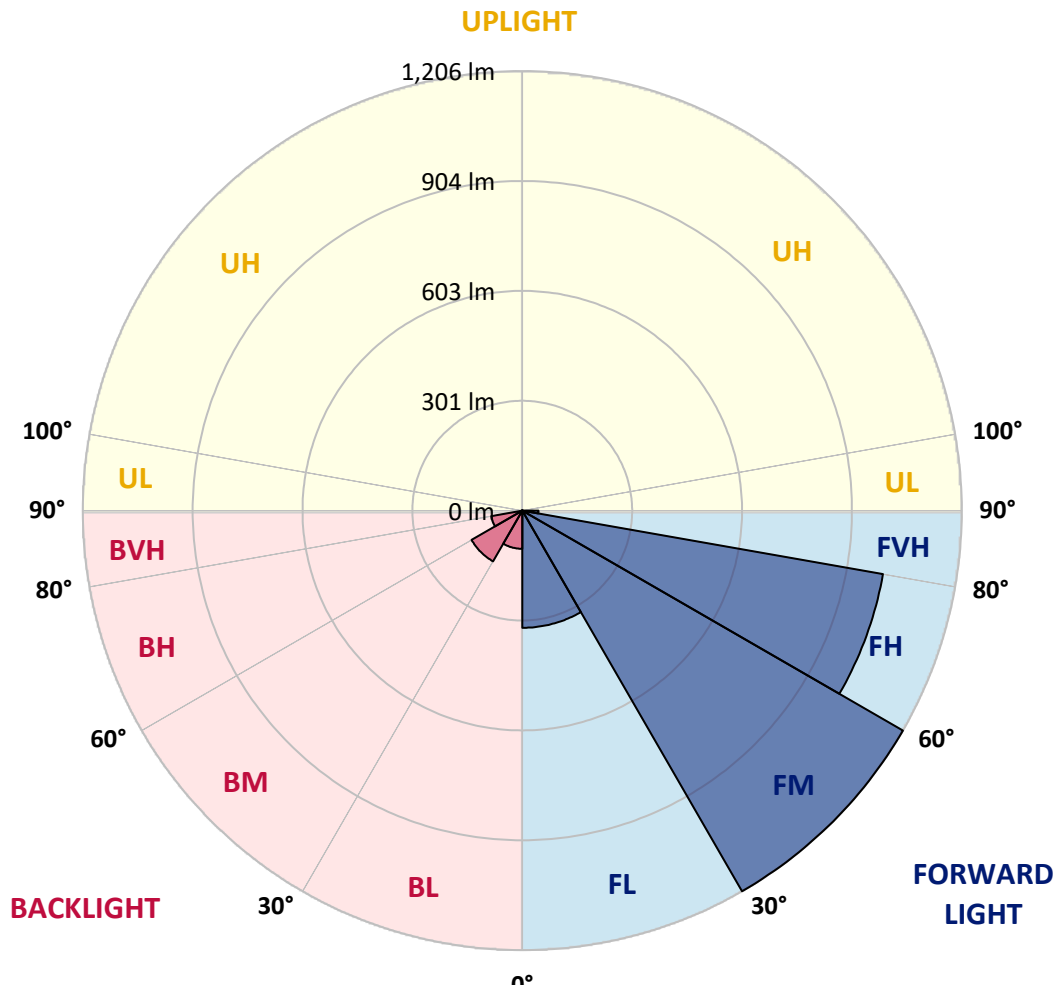
CATALOG NUMBER: GWC-SA1A-830-U-SLR-HSS

**LUMINAIRE CLASSIFICATION SYSTEM LUMEN TABLE AND BUG RATING:**

Zone	Lumens	% Fixture	Zone Rating/Lumen Limit		
			B	U	G
FL (0°-30°)	321.5	11.0			
FM (30°-60°)	1205.9	41.1			
FH (60°-80°)	1004.6	34.3			G1/1800
FVH (80°-90°)	44.3	1.5			G1/100
BL (0°-30°)	104.8	3.6	B0/110		
BM (30°-60°)	160.6	5.5	B0/220		
BH (60°-80°)	86.5	2.9	B0/110		G0/110
BVH (80°-90°)	2.9	0.1			G0/10
UL (90°-100°)	0.0	0.0		U0/0	
UH (100°-180°)	0.0	0.0		U0/0	

**BUG Rating: B0-U0-G1**

Type IV Medium





REPORT NUMBER: P385608

CATALOG NUMBER: GWC-SA1A-830-U-SLR-HSS

**CANDELA DISTRIBUTION (FULL):**

	0°	1°	5°	15°	25°	35°	45°	55°	65°	75°	85°
0°	954.8	954.8	954.8	954.8	954.8	954.8	954.8	954.8	954.8	954.8	954.8
2.5°	1045.4	1037.4	1028.5	999.5	972.5	941.7	916.6	899.1	877.1	848.7	841.5
5°	1037.9	1029.3	1001.4	936.9	880.3	825.4	772.3	741.2	702.6	663.4	653.7
7.5°	962.5	953.5	913.3	824.8	748.7	669.3	600.4	557.8	514.2	478.4	459.3
10°	884.1	874.2	829.0	721.6	627.9	556.1	505.6	464.9	423.6	385.3	354.8
12.5°	830.1	817.2	768.0	646.4	564.7	516.0	468.8	420.0	364.2	323.1	289.5
15°	807.4	792.7	740.8	617.3	542.4	485.2	423.6	363.8	298.4	251.3	220.5
17.5°	824.9	805.8	750.1	615.4	514.3	436.4	358.7	288.4	217.4	169.8	147.9
20°	884.4	859.2	788.6	614.9	480.3	378.5	279.9	200.5	143.3	115.2	103.7
22.5°	978.0	944.8	843.8	619.3	445.2	317.7	202.2	136.2	107.6	93.0	86.2
25°	1091.0	1052.5	923.4	635.0	414.3	258.5	146.9	107.6	90.8	80.1	74.4
27.5°	1198.5	1167.2	1023.9	657.6	390.5	210.8	119.3	91.2	77.6	70.5	66.0
30°	1305.8	1266.5	1127.1	684.6	361.7	178.4	104.8	83.2	69.6	62.1	59.2
32.5°	1383.8	1351.2	1207.9	704.0	331.0	157.3	93.7	76.1	65.0	57.3	53.0
35°	1475.6	1438.7	1277.2	708.3	311.3	144.0	84.3	68.5	56.4	49.6	45.0
37.5°	1574.8	1528.8	1357.2	698.9	295.9	137.5	77.2	65.0	52.6	45.7	40.8
40°	1684.5	1632.5	1434.0	685.3	280.8	135.2	71.8	62.3	49.7	42.6	37.6
42.5°	1800.0	1738.7	1500.5	670.9	271.2	127.6	71.2	59.7	47.5	39.9	34.9
45°	1897.0	1835.0	1568.8	666.2	264.4	119.3	73.6	57.9	46.0	37.6	32.8
47.5°	1974.4	1915.6	1638.8	676.8	260.5	111.6	67.1	60.3	45.1	35.7	31.0
50°	2066.7	2000.2	1737.4	708.3	254.8	104.0	60.7	69.0	45.1	34.4	29.4
52.5°	2182.5	2116.7	1847.3	757.2	243.4	93.4	54.6	69.1	45.5	32.8	27.5
55°	2328.2	2280.4	2004.4	810.8	225.2	77.9	47.2	59.4	43.9	29.7	25.7
57.5°	2467.9	2428.9	2147.5	847.4	200.9	60.8	41.1	47.9	40.1	26.1	22.9
59°	2506.1	2463.4	2200.0	849.1	182.7	53.0	38.0	39.6	39.3	24.4	21.2
60°	2506.1	2460.8	2215.2	840.2	169.5	48.7	36.1	35.3	41.0	23.3	20.3
62.5°	2460.7	2397.1	2166.0	780.1	138.3	41.5	31.5	29.2	36.8	21.0	17.9
65°	2366.2	2273.6	1998.5	671.4	123.3	38.0	27.2	23.9	25.5	18.5	15.7
67.5°	2208.8	2083.2	1757.1	542.4	117.3	37.1	23.5	20.3	19.3	15.8	13.7
70°	1931.5	1792.2	1463.9	426.4	112.2	36.7	19.7	17.1	15.6	13.3	11.7
72.5°	1405.8	1260.5	1039.3	333.4	109.1	37.5	15.8	14.3	12.8	10.4	9.0
75°	804.1	709.0	584.2	220.2	93.0	35.8	12.2	11.9	9.2	7.5	6.2
77.5°	415.5	402.8	350.1	84.6	44.6	15.7	8.1	6.9	5.4	4.6	3.7
80°	179.3	177.3	153.4	24.4	11.8	8.7	4.6	2.9	2.5	1.9	1.5
82.5°	61.9	61.9	54.6	8.2	5.3	4.3	0.6	0.0	0.0	0.0	0.0
85°	12.5	14.0	9.9	0.0	1.8	0.0	0.0	0.0	0.0	0.0	0.0
87.5°	0.0	0.0	0.0	0.0	0.0	0.0	0.0	0.0	0.0	0.0	0.0
90°	0.0	0.0	0.0	0.0	0.0	0.0	0.0	0.0	0.0	0.0	0.0



REPORT NUMBER: P385608  
 CATALOG NUMBER: GWC-SA1A-830-U-SLR-HSS

**CANDELA DISTRIBUTION (continued):**

	90°	95°	105°	115°	125°	135°	145°	155°	165°	175°	180°
0°	954.8	954.8	954.8	954.8	954.8	954.8	954.8	954.8	954.8	954.8	954.8
2.5°	832.7	815.9	814.8	804.2	791.1	785.1	781.6	787.7	795.2	796.1	807.3
5°	646.4	628.7	636.1	617.3	621.1	617.3	611.2	612.4	615.7	605.3	618.2
7.5°	453.9	440.6	449.1	444.1	450.7	453.4	449.6	444.1	427.7	425.7	437.0
10°	342.1	327.0	318.0	308.5	310.6	314.9	313.5	309.5	299.1	299.6	310.5
12.5°	274.9	258.0	240.1	216.9	211.2	214.4	211.2	208.8	198.8	199.7	209.3
15°	208.6	194.7	175.9	157.3	147.2	148.2	139.3	133.0	126.8	119.3	125.1
17.5°	140.8	132.3	126.8	121.2	109.1	106.4	95.1	83.0	78.3	74.8	77.3
20°	99.7	95.1	92.9	92.6	85.7	82.2	71.2	63.7	61.4	60.7	62.2
22.5°	83.3	80.0	76.8	75.0	71.5	67.5	59.2	55.4	53.7	52.9	54.0
25°	72.5	70.0	66.7	63.6	62.2	57.9	51.9	49.2	48.0	47.2	47.8
27.5°	64.4	62.2	58.3	56.4	55.3	51.5	46.4	44.2	43.2	42.9	42.8
30°	58.0	56.0	52.3	50.1	48.2	44.9	41.8	39.6	38.6	38.3	38.0
32.5°	51.7	50.0	47.6	45.4	43.3	40.3	37.6	35.8	34.3	34.0	33.9
35°	43.6	41.9	40.7	40.5	38.6	35.7	33.7	31.4	30.1	29.7	29.9
37.5°	38.7	36.5	33.7	34.7	34.2	32.1	29.4	27.1	25.8	25.5	25.5
40°	35.7	33.3	30.1	28.5	30.1	29.7	25.5	23.2	21.9	21.8	21.5
42.5°	32.8	30.4	26.8	24.0	24.9	26.1	22.1	19.9	18.6	18.3	17.9
45°	30.7	28.2	24.2	21.0	19.3	21.9	18.9	16.1	15.4	14.9	14.6
47.5°	28.7	26.4	21.8	18.2	15.4	15.8	15.1	13.2	12.4	11.8	11.7
50°	27.1	24.6	19.7	15.6	12.8	11.7	12.2	10.4	9.7	9.2	8.9
52.5°	25.1	22.8	17.5	13.5	10.7	9.2	9.3	8.2	7.5	7.1	6.9
55°	23.6	21.2	15.7	11.8	9.4	7.5	6.7	6.4	6.0	5.7	5.6
57.5°	21.5	19.3	13.9	10.0	8.1	6.1	5.1	5.1	5.0	4.7	4.6
59°	20.3	18.3	12.8	9.0	7.4	5.3	4.6	4.7	4.6	4.3	4.2
60°	19.3	17.5	11.9	8.3	6.9	4.9	4.2	4.4	4.3	4.0	3.9
62.5°	17.1	15.8	10.3	6.9	6.1	3.9	3.5	3.7	3.7	3.6	3.5
65°	15.0	13.6	8.7	5.8	5.7	3.3	2.8	3.3	3.5	3.2	2.9
67.5°	13.1	11.7	7.6	4.7	5.3	2.6	2.1	2.8	3.7	2.9	2.6
70°	11.1	9.7	6.0	3.7	5.6	1.8	1.7	2.5	4.4	3.2	2.5
72.5°	8.6	7.5	4.2	2.8	6.0	1.2	1.2	2.1	5.0	3.5	2.4
75°	6.0	4.9	2.5	1.7	4.9	0.8	0.8	1.9	4.7	3.2	2.2
77.5°	3.5	2.6	0.8	0.1	2.5	0.0	0.1	1.4	3.3	1.9	1.0
80°	1.2	0.6	0.0	0.0	1.5	0.0	0.0	0.0	0.3	0.0	0.0
82.5°	0.0	0.0	0.0	0.0	0.0	0.0	0.0	0.0	0.0	0.0	0.0
85°	0.0	0.0	0.0	0.0	0.0	0.0	0.0	0.0	0.0	0.0	0.0
87.5°	0.0	0.0	0.0	0.0	0.0	0.0	0.0	0.0	0.0	0.0	0.0
90°	0.0	0.0	0.0	0.0	0.0	0.0	0.0	0.0	0.0	0.0	0.0





REPORT NUMBER: P385608

CATALOG NUMBER: GWC-SA1A-830-U-SLR-HSS

**CANDELA DISTRIBUTION (continued):**

	185°	195°	205°	215°	225°	235°	245°	255°	265°	270°	275°
0°	954.8	954.8	954.8	954.8	954.8	954.8	954.8	954.8	954.8	954.8	954.8
2.5°	810.2	829.0	845.8	871.2	901.3	936.0	965.9	998.0	1028.1	1040.6	1049.2
5°	620.8	644.0	671.1	708.4	758.1	819.4	876.7	941.6	1011.3	1046.1	1078.9
7.5°	438.9	462.5	496.1	535.8	596.0	668.9	743.8	833.4	927.8	983.0	1037.2
10°	315.6	344.6	376.0	430.3	491.4	560.6	637.8	737.7	843.0	904.1	969.5
12.5°	214.8	247.9	295.3	356.2	428.0	495.7	562.8	658.2	780.4	840.9	911.0
15°	128.9	147.2	197.5	267.9	355.9	440.3	513.8	609.4	739.7	813.8	886.7
17.5°	79.4	87.9	115.2	173.0	265.5	372.3	472.9	592.9	745.5	835.8	913.8
20°	63.3	66.7	75.4	102.2	175.9	297.3	427.0	589.6	793.1	904.2	988.0
22.5°	55.0	58.2	64.0	74.3	110.7	222.6	383.4	592.6	861.5	1006.8	1104.6
25°	48.5	51.2	56.8	65.3	81.1	156.8	336.7	606.2	950.5	1134.2	1238.0
27.5°	43.3	45.7	50.8	58.6	69.6	109.4	283.8	622.8	1056.0	1264.4	1366.9
30°	38.6	40.7	45.3	52.5	60.4	84.1	225.8	634.0	1161.7	1366.9	1459.0
32.5°	34.6	36.1	40.3	46.4	52.5	67.1	171.6	632.2	1240.1	1452.1	1525.2
35°	30.4	31.9	35.5	40.8	45.7	55.4	135.0	598.5	1308.4	1540.6	1601.0
37.5°	25.8	27.8	31.2	36.0	39.3	48.7	109.1	557.8	1377.7	1641.7	1685.6
40°	21.9	23.9	26.9	32.1	34.2	46.2	83.9	508.2	1455.6	1754.7	1778.3
42.5°	18.2	20.0	23.2	27.6	32.2	39.9	62.1	451.6	1530.5	1851.4	1862.9
45°	14.7	16.5	19.9	24.3	34.4	33.0	48.0	390.9	1590.9	1931.8	1935.5
47.5°	11.7	13.3	16.8	22.9	32.1	26.4	34.3	343.2	1641.5	1994.5	1984.7
50°	9.0	10.4	14.0	26.2	28.0	21.8	26.0	327.4	1687.0	2033.4	2007.8
52.5°	7.1	8.3	11.5	24.6	21.8	18.1	21.8	342.3	1749.2	2065.6	2020.9
55°	5.7	6.9	9.0	14.0	14.9	15.3	18.6	356.2	1856.5	2141.1	2098.0
57.5°	4.7	6.0	7.4	9.9	11.2	12.9	16.5	357.7	1983.0	2266.7	2225.8
59°	4.3	5.4	6.7	8.7	9.9	11.8	15.6	349.4	2027.6	2312.4	2291.9
60°	4.0	5.1	6.2	8.1	9.2	11.1	15.0	341.4	2029.5	2310.7	2320.1
62.5°	3.5	4.6	5.6	6.8	7.8	9.4	13.5	312.1	1947.3	2235.0	2303.2
65°	3.1	4.0	5.0	5.8	6.7	8.5	12.2	258.7	1806.9	2113.0	2187.2
67.5°	2.8	3.5	4.6	5.1	6.0	7.5	10.8	184.4	1631.5	1963.7	2011.9
70°	2.5	3.3	4.2	4.7	5.4	6.5	9.3	105.9	1377.7	1745.1	1779.4
72.5°	2.4	3.2	3.7	4.4	4.9	5.8	8.5	49.8	1008.8	1398.0	1487.6
75°	2.1	2.9	3.5	4.2	4.6	5.3	7.2	23.9	670.9	1011.7	1113.5
77.5°	1.2	2.4	3.2	3.7	4.0	4.6	6.0	13.7	428.2	700.2	824.8
80°	0.0	0.8	2.4	3.2	3.5	3.9	4.6	10.8	229.1	400.0	480.2
82.5°	0.0	0.0	1.7	2.5	2.4	2.6	3.5	6.8	103.3	261.5	294.7
85°	0.0	0.0	0.6	1.9	1.7	1.2	2.4	2.4	22.6	132.3	165.1
87.5°	0.0	0.0	0.0	0.1	0.8	0.6	1.0	0.3	0.1	9.9	40.0
90°	0.0	0.0	0.0	0.0	0.0	0.0	0.0	0.0	0.0	0.0	0.0



REPORT NUMBER: P385608

CATALOG NUMBER: GWC-SA1A-830-U-SLR-HSS

**CANDELA DISTRIBUTION (continued):**

	285°	295°	305°	315°	325°	335°	345°	355°	359°	360°
0°	954.8	954.8	954.8	954.8	954.8	954.8	954.8	954.8	954.8	954.8
2.5°	1079.3	1089.6	1107.0	1115.1	1111.1	1094.0	1073.6	1052.8	1040.6	1045.4
5°	1145.7	1198.6	1229.1	1239.3	1222.3	1184.0	1133.9	1067.8	1044.3	1037.9
7.5°	1145.7	1245.3	1308.3	1319.4	1281.6	1206.5	1112.5	1009.3	975.0	962.5
10°	1105.4	1240.9	1328.8	1346.5	1293.7	1181.4	1055.4	937.7	897.0	884.1
12.5°	1060.0	1206.0	1298.6	1322.9	1279.5	1156.4	1015.9	889.2	841.3	830.1
15°	1032.1	1162.9	1239.6	1257.2	1238.9	1141.8	1006.4	874.6	818.3	807.4
17.5°	1042.1	1129.6	1157.2	1167.5	1179.9	1136.7	1032.1	906.6	835.2	824.9
20°	1079.7	1094.5	1080.2	1093.1	1126.4	1141.7	1093.3	983.8	898.1	884.4
22.5°	1143.6	1076.3	1036.1	1041.3	1081.8	1158.2	1186.9	1094.0	995.2	978.0
25°	1218.0	1091.0	1011.7	1007.1	1048.8	1180.0	1272.5	1214.0	1110.0	1091.0
27.5°	1311.6	1124.0	1006.7	1002.1	1037.2	1200.4	1343.6	1332.6	1231.0	1198.5
30°	1383.8	1156.5	1021.6	1011.0	1048.8	1214.6	1400.6	1433.3	1327.3	1305.8
32.5°	1435.6	1194.8	1045.7	1030.4	1081.3	1239.0	1444.6	1525.5	1416.5	1383.8
35°	1475.1	1236.5	1084.7	1059.6	1126.0	1276.1	1485.9	1623.6	1511.3	1475.6
37.5°	1512.0	1295.0	1145.7	1115.7	1196.1	1335.8	1529.5	1735.0	1617.4	1574.8
40°	1563.5	1361.2	1239.7	1213.0	1314.0	1417.2	1583.9	1851.1	1738.0	1684.5
42.5°	1615.0	1432.3	1335.9	1343.1	1461.0	1516.0	1654.2	1973.8	1857.2	1800.0
45°	1662.1	1505.6	1473.0	1506.3	1597.5	1624.5	1724.0	2044.8	1952.3	1897.0
47.5°	1704.0	1597.3	1609.2	1697.9	1752.8	1722.6	1776.2	2106.0	2023.1	1974.4
50°	1752.8	1715.8	1788.7	1914.3	1931.5	1811.5	1823.7	2178.5	2105.9	2066.7
52.5°	1806.1	1840.8	1987.6	2098.2	2092.7	1908.0	1871.5	2259.7	2219.3	2182.5
55°	1866.6	1941.8	2162.7	2270.4	2265.7	2015.8	1950.6	2360.1	2361.5	2328.2
57.5°	1956.5	2028.7	2281.5	2409.7	2417.6	2140.2	2084.8	2472.6	2490.1	2467.9
59°	2020.9	2085.0	2328.6	2467.9	2500.1	2236.4	2182.8	2537.9	2526.3	2506.1
60°	2068.7	2120.9	2351.9	2498.3	2548.0	2301.7	2255.1	2576.2	2530.6	2506.1
62.5°	2186.8	2198.9	2394.0	2532.7	2603.1	2446.6	2458.7	2641.4	2500.8	2460.7
65°	2242.0	2248.2	2393.4	2471.1	2549.8	2559.5	2643.4	2643.4	2427.9	2366.2
67.5°	2218.9	2188.8	2274.7	2266.7	2345.3	2492.4	2712.8	2546.5	2288.5	2208.8
70°	2031.5	1915.5	1877.3	1880.8	1940.9	2167.9	2575.3	2261.3	2024.6	1931.5
72.5°	1690.3	1412.2	1317.9	1425.5	1441.2	1666.1	2194.7	1702.9	1493.1	1405.8
75°	1359.5	995.5	842.2	955.7	982.4	1219.3	1697.8	1060.6	872.1	804.1
77.5°	976.7	714.5	604.3	596.4	630.8	773.3	1204.7	533.8	445.2	415.5
80°	554.9	470.3	506.4	477.8	495.2	483.5	572.4	234.1	191.8	179.3
82.5°	334.9	278.0	301.0	250.6	317.1	276.2	220.5	75.0	65.1	61.9
85°	217.9	151.9	79.1	53.0	109.3	176.5	49.3	20.4	15.7	12.5
87.5°	75.1	38.7	3.9	1.7	11.7	32.9	1.8	0.0	0.0	0.0
90°	0.0	0.0	0.0	0.0	0.0	0.0	0.0	0.0	0.0	0.0

Signify Classified - Internal  
Cooper Lighting Solutions Photometric Lab  
1121 Highway 74 South  
Peachtree City, GA 30269

Scaled Data Report



Report Generated By 670245982

Signify Classified - Internal  
Cooper Lighting Solutions Photometric Lab  
1121 Highway 74 South  
Peachtree City, GA 30269

Scaled Data Report



Signify Classified - Internal  
Cooper Lighting Solutions Photometric Lab  
1121 Highway 74 South  
Peachtree City, GA 30269

Scaled Data Report



Signify Classified - Internal  
Cooper Lighting Solutions Photometric Lab  
1121 Highway 74 South  
Peachtree City, GA 30269

Scaled Data Report



Signify Classified - Internal  
Cooper Lighting Solutions Photometric Lab  
1121 Highway 74 South  
Peachtree City, GA 30269

Scaled Data Report



--- HS    — SS

Signify Classified - Internal  
Cooper Lighting Solutions Photometric Lab  
1121 Highway 74 South  
Peachtree City, GA 30269

Scaled Data Report



u



Signify Classified - Internal  
Cooper Lighting Solutions Photometric Lab  
1121 Highway 74 South  
Peachtree City, GA 30269

Scaled Data Report



Signify Classified - Internal  
Cooper Lighting Solutions Photometric Lab  
1121 Highway 74 South  
Peachtree City, GA 30269

Scaled Data Report



Signify Classified - Internal  
Cooper Lighting Solutions Photometric Lab  
1121 Highway 74 South  
Peachtree City, GA 30269

Scaled Data Report



Signify Classified - Internal  
Cooper Lighting Solutions Photometric Lab  
1121 Highway 74 South  
Peachtree City, GA 30269

Scaled Data Report



(END OF REPORT)